



UPower Lite-62

User Guide

Copyright Notice

This document is copyrighted, 2016. All rights are reserved. The original manufacturer reserves the right to make improvements to the products described in this manual at any time without notice.

The material in this document is for product information only and is subject to change without notice. While reasonable efforts have been made in the preparation of this document to assure its accuracy, ONYX Healthcare Inc., assumes no liabilities resulting from errors or omissions in this document, or from the use of the information contained herein

ONYX Healthcare Inc. reserves the right to make changes in the product design without notice to its users

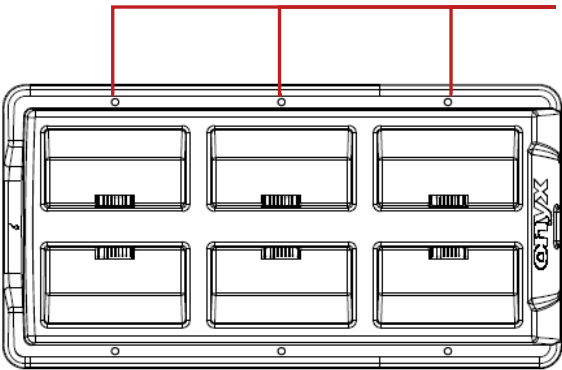
Contents

Component identification.....4

Installation and Operation.....5

Service and Support.....6

Component identification

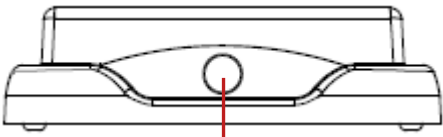


Battery LED indicator

LED status	What it means
Blue Lighting	Adaptor output (AC mode)
Blue Flashing	Charging
Green-Purple Flashing	Charging error



USB port
(for reading battery info)



DC IN

Installation and Operation



WARNING : A risk of personal injury from electric shock and hazardous energy levels exists. The installation and service of this product must be performed by individuals who are knowledgeable about the procedures and precautions.



WARNING : The charger is restricted to charging ONYX batteries only. Never use this charger for other batteries.



WARNING : The charging unit should only be used at normal indoor room conditions.



WARNING : Always follow the charging instructions for the rechargeable battery.



WARNING : Never use any power cable and transformer other than those originally supplied with the charging unit.



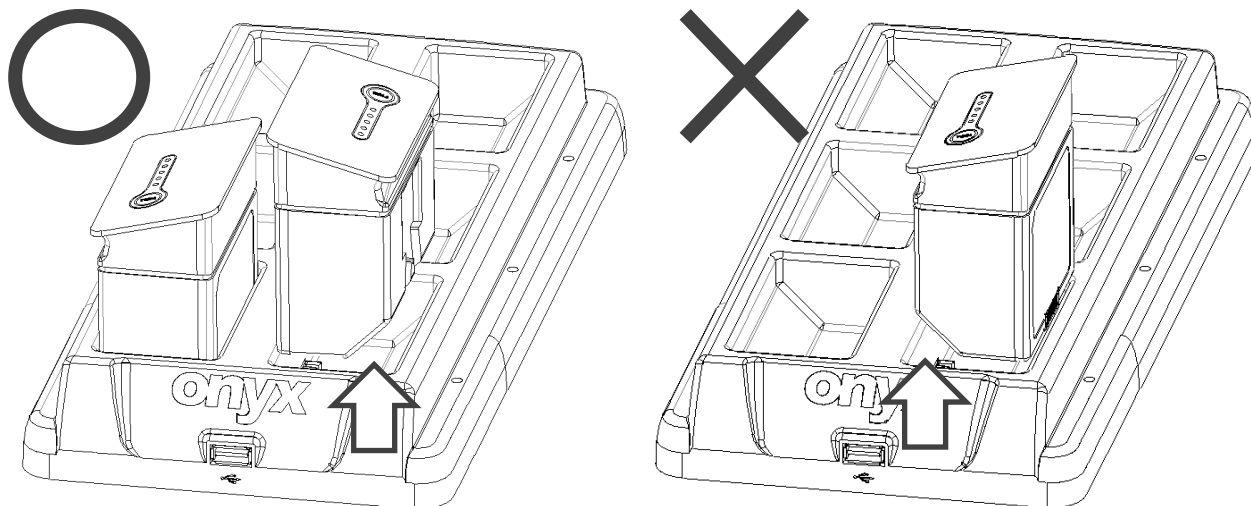
WARNING : The rechargeable batteries may become hot during charging (especially when a high charging current is chosen). User should take extra care when taking out the batteries after charging.



WARNING : Unplug the charging unit from the power source when not in use.

Installation and Operation

Please check the battery direction when you use the charger



Service and Support

For questions and/or problems, please call your local distributor or the help desk at one of the following telephone numbers and ask for a UPS technical representative.

Headquarters :

Onyx Healthcare Inc.

2F, No.135, Lane 235, Pao-Chiao Rd., Hsin-Tien City, Taipei 231, Taiwan, R.O.C.

TEL: +886-2-8919-2188 / FAX : +886-2-8919-1699

E-mail : sales@onyx-healthcare.com

Website : <http://www.onyx-healthcare.com>

Worldwide Offices :

Onyx Healthcare, USA Inc.

324 W. Blueridge Ave., Orange, CA 92865, USA

TEL : +1-714-792-0774 / FAX : +1-714-792-0481

E-mail : usasales@onyx-healthcare.com

Website : usa.onyx-healthcare.com

Onyx Healthcare EUROPE B.V.

Primulalaan 42, 5582 GL, Waalre, the Netherlands

TEL : +31(0)499745600

E-mail : eusales@onyx-healthcare.com / e-FAE@onyx-healthcare.com (Technical support)

Onyx Healthcare Technology GmbH

An der Trift 65d 63303 Dreieich, Germany

TEL : +49-(0)61033-7479-00 / FAX : +49-(0)61033-7479-49

E-mail : eusales@onyx-healthcare.com / e-FAE@onyx-healthcare.com (Technical support)

Onyx Healthcare (SU ZHOU) Inc.

Room 12, 2F, Building B, No.5 Xing Han Street, Suzhou Industrial Park, Jiang Su Province, China

TEL : +86-512-67625700 / FAX : +86-512-67617337

E-mail: cnsales@onyx-healthcare.com

Please have the following information ready Model number and Serial number Symptoms of failure or problem Customer contact information. For additional information please visit us online: www.onyx-healthcare.com